

The background features a grayscale photograph of a winding road through a mountainous landscape. A large, semi-transparent blue overlay covers the top and right portions of the image. Several thin, white, parallel diagonal lines cut across the blue area from the bottom right towards the top right.

NCEA YEAR 11

THE BEGINNING OF THE
JOURNEY TO GAIN
QUALIFICATIONS

KARAKIA TĪMATANGA

Tūtawa mai i runga
Tūtawa mai i raro
Tūtawa mai i roto
Tūtawa mai i waho
Kia tau ai te mauri tū,
te mauri ora ki te katoa
Haumi e, hui e
Tāiki e!

*Come forth from above
Come forth from below
Come forth from within
Come forth from the environment
Vitality and wellbeing for all
Strengthened in unity*

- Each year, students study a number of courses or subjects.
- In each subject, skills and knowledge are assessed against a number of standards. For example, a Mathematics [standard](#) could be: *Apply numeric reasoning in solving problems.*
- Schools use a range of internal and external [assessments](#) to measure how well students meet these standards.
- When a student achieves a standard, they gain a number of credits. Students must achieve a certain number of credits to gain an NCEA certificate.
- There are three [levels of NCEA certificate](#), depending on the difficulty of the standards achieved. In general, students work through levels 1 to 3 in years 11 to 13 at school.

NCEA OVERVIEW

Structure

NCEA LEVEL 1

60 credits
at Level 1 (or above)

NCEA LEVEL 2

60 credits
at Level 2 (or above)

NCEA LEVEL 3

60 credits
at Level 3 (or above)

NCEA 20-CREDIT REQUIREMENT

for te reo matatini or literacy, *and* pāngarau or numeracy

TE REO MATATINI OR LITERACY

10 credits from approved standards

PĀNGARAU OR NUMERACY

10 credits from approved standards

Also known as the NCEA co-requisite, the 20-credits are compulsory for gaining NCEA


- » Ākonga need to meet the literacy or te reo matatini and numeracy or pāngarau requirements **once only**. After the 20-credits are obtained, ākonga do not need to complete them again for other levels of NCEA.
- » If ākonga haven't finished NCEA at the end of the year, they can still start working towards the next level.

NCEA te reo matatini, literacy, pāngarau, and numeracy

- » Credits are gained by passing specific assessments
- » For te reo matatini and pāngarau dedicated standards, ākonga can either submit a portfolio collection of evidence of learning or complete an external assessment option.
- » External assessments will be done online outside of the exam period
- » Assessments can be taken when ākonga are ready, any time from Year 9-13
- » To help prepare ākonga, te reo matatini, literacy, pāngarau, and numeracy **skills will be taught in all subjects.**

In 2024 and 2025 ākonga can be assessed using te reo matatini or literacy and pāngarau or numeracy unit standards, or from a list of approved standards.

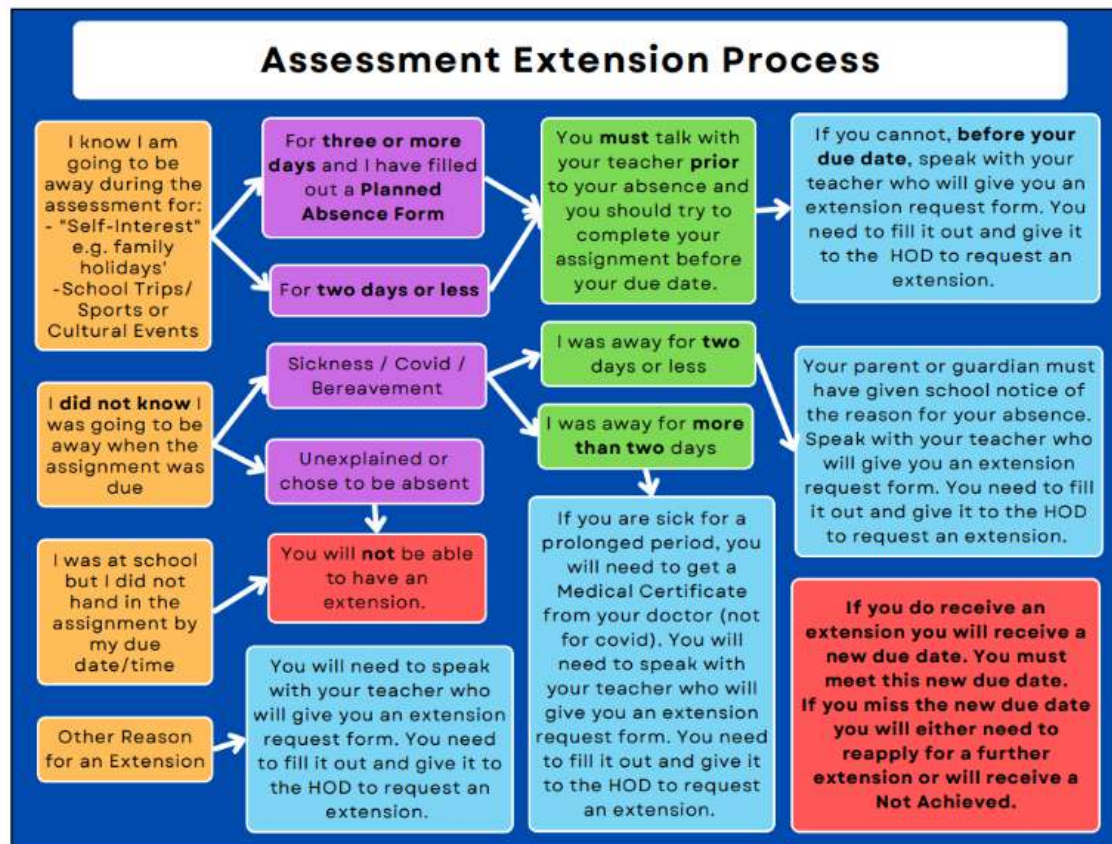
For 2026, mandatory standards in te reo matatini or literacy, and pāngarau or numeracy will be the only way to gain the 20 credit co-requisite.

- 
- ▶ Subject Endorsements
 - ▶ Course Endorsements
 - ▶ Resubmission
 - ▶ Reassessment
 - ▶ N, A, M, E
 - ▶ University Entrance (UE)
 - ▶ Special Assessment Conditions (SAC)
 - ▶ Internal Assessment
 - ▶ External Assessment (Examination vs Portfolio vs In class task)

KEY NCEA JARGON



SGHS PROCESSES AND PROCEDURES - EXTENSIONS



SGHS PROCESSES AND PROCEDURES - AUTHENTICITY

- ▶ Students must be able to demonstrate that the assessed work is their own.
- ▶ Where the student, upon questioning, cannot demonstrate they understand the work they have handed in they will receive a Not Achieved.
- ▶ Usually students do not understand the work they have handed in due to overuse of other students work, AI or plagiarism.

<https://ncea.education.govt.nz/supporting-akonga-and-whanau>


<https://www.southlandgirls.school.nz/nzqa/>

WHERE TO FIND INFORMATION

Karakia Whakamutunga

Kia whakairia te tapu
Kia wātea ai te ara
Kia turuki whakataha ai
Kia turuki whakataha ai
Haumi e, hui e
Tāiki e!

*Restrictions are moved aside
So the pathway is clear
To return to everyday activities
Enriched, unified and blessed*

Several thin, parallel white lines of varying lengths and orientations are positioned in the bottom right corner of the slide, creating a modern, abstract graphic element.